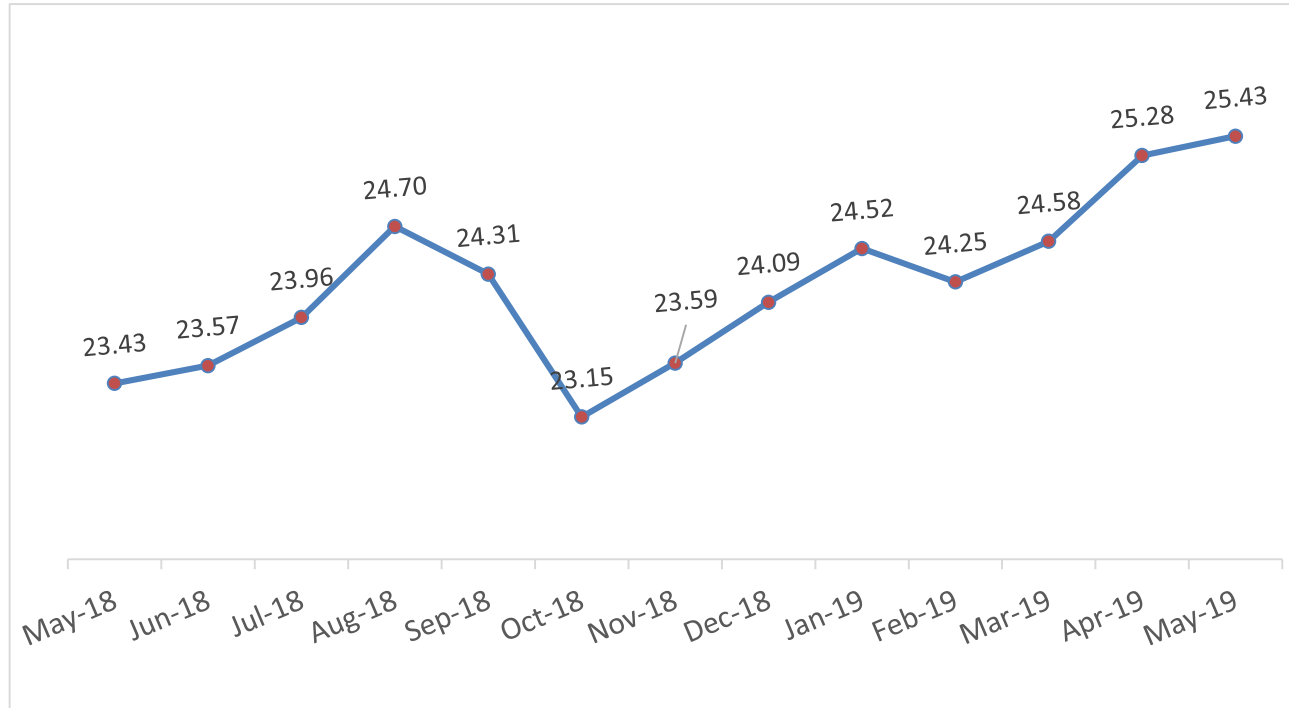


Total Assets (Rs. Trillion)



Assets managed by the Indian mutual fund industry have grown from Rs. 23.43 trillion in May 2018 to Rs. 25.43 trillion in May 2019. That represents a 8.56% growth in assets over May 2018.

*Assets are measured as average assets for the month.
Rs. Trillion is equivalent to Rs. Lakh Cr.*

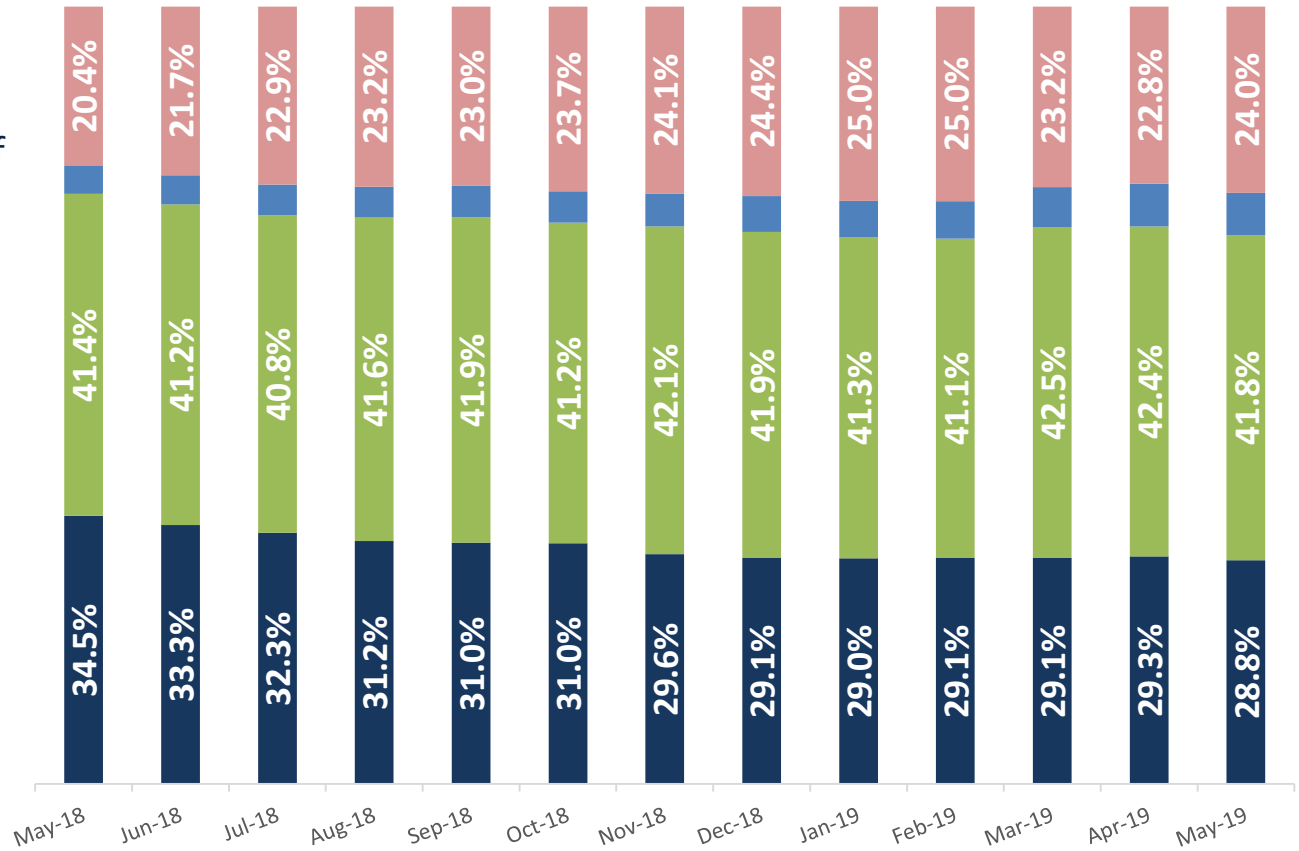
Scheme wise Composition of Assets



- Debt oriented schemes
- Equity oriented schemes
- ETFs & FoFs
- Liquid/ Money Market

The proportionate share of equity-oriented schemes is now 41.8% of the industry assets in May 2019, up from 41.4% in May 2018.

The proportionate share of debt-oriented schemes is 28.8% of industry assets in May 2019, down from 34.5% in May 2018.



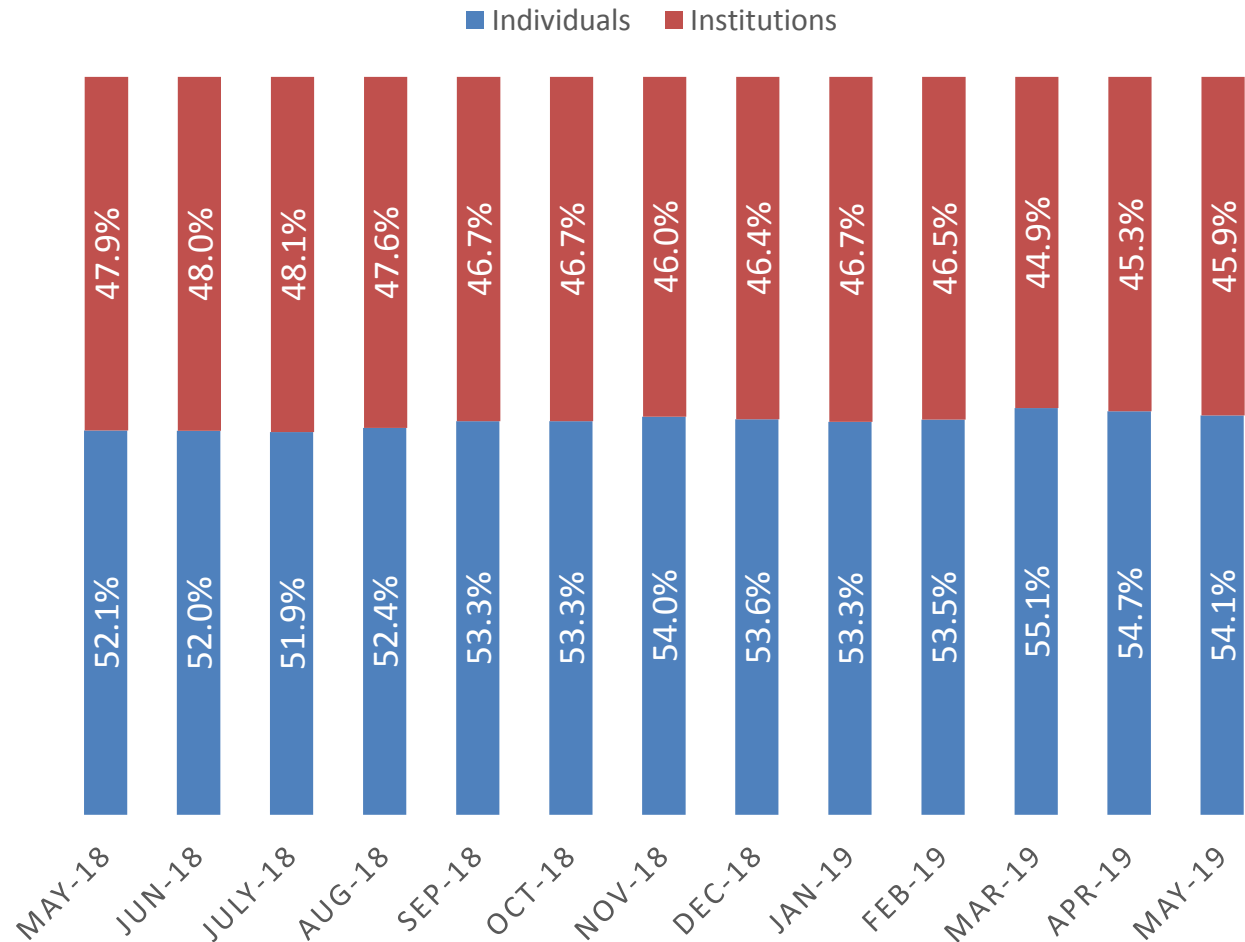
Equity-oriented schemes include equity and balance funds.

Investor Type-wise Composition of Mutual Fund Assets



Individual investors now hold a higher share of industry assets, i.e. 54.1% in May 2019, compared with 52.1% in May 2018.

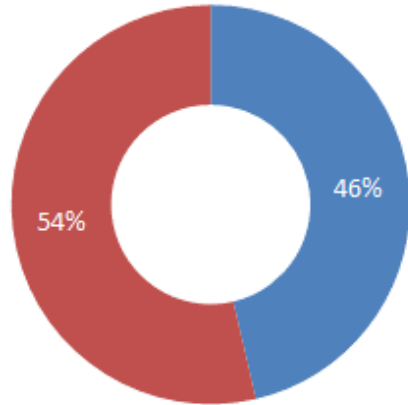
Institutional investors account for 45.9% of the assets, of which corporates are 91%. The rest are Indian and foreign institutions and banks.



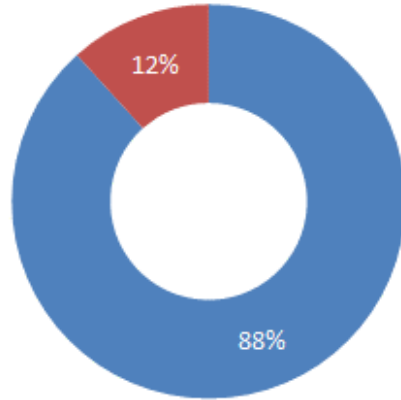
Institutions include domestic and foreign institutions and banks. HNIs are investors who invest with a ticket size of Rs.5 lakhs or above.

Investor Categories Across Scheme Types

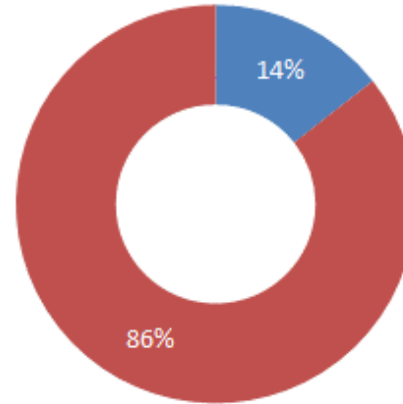
Debt Oriented Schemes



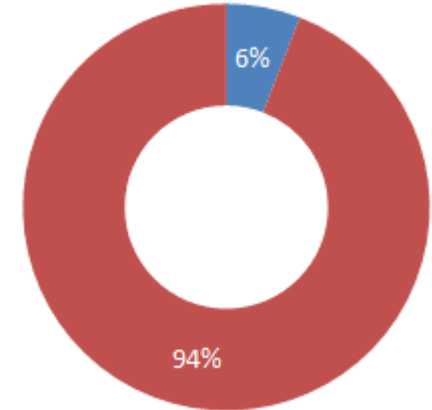
Equity Oriented Schemes



Liquid/ Money Market



ETFs, FoFs



■ Individual ■ Institutional

Equity-oriented schemes derive 88% of their assets from individual investors (Retail + HNI)

Institutional investors dominate liquid and money market schemes (86%), debt oriented schemes (54%) and ETFs, FOFs (94%).

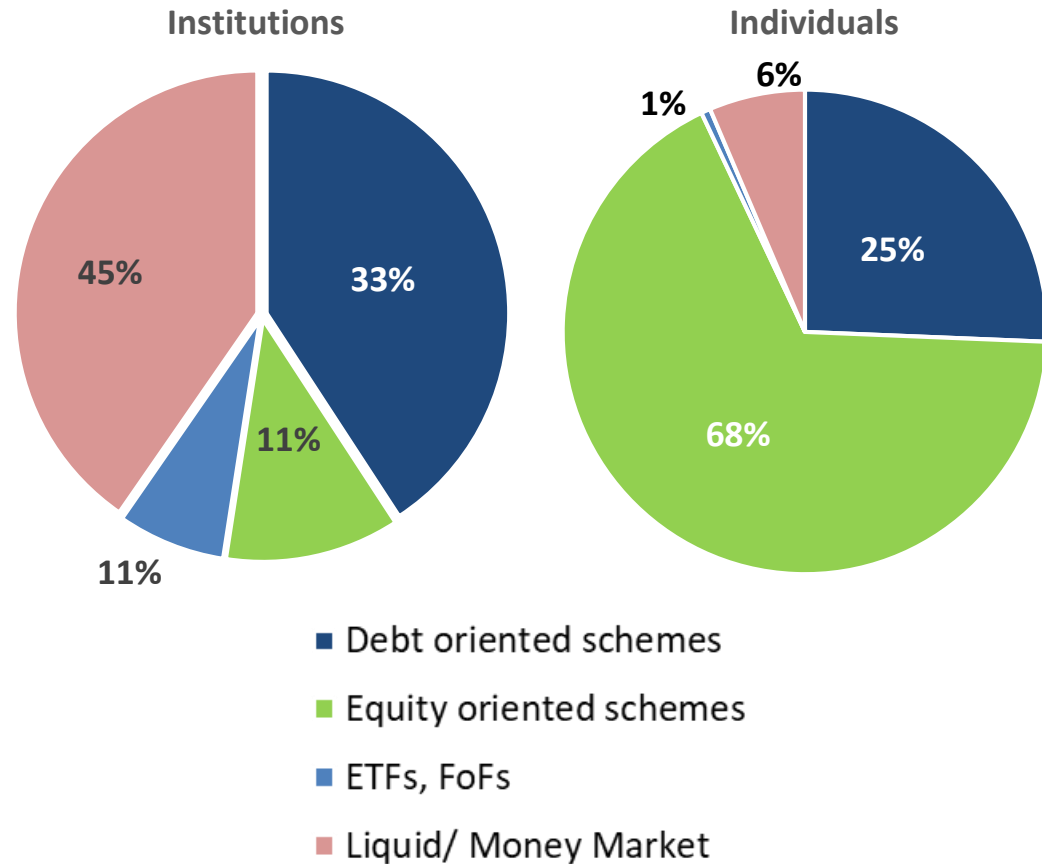
*Institutions include domestic and foreign institutions and banks.
HNIs are investors who invest with a ticket size of Rs. 5 lakhs or above.
Equity-oriented schemes include equity and balanced funds.*

Composition of Investors' Holdings

Individual investors primarily hold equity-oriented schemes while institutions hold liquid and debt-oriented schemes.

68% of individual investor assets are held in equity oriented schemes.

78% of institutions assets are held in liquid / money market schemes and debt-oriented schemes.



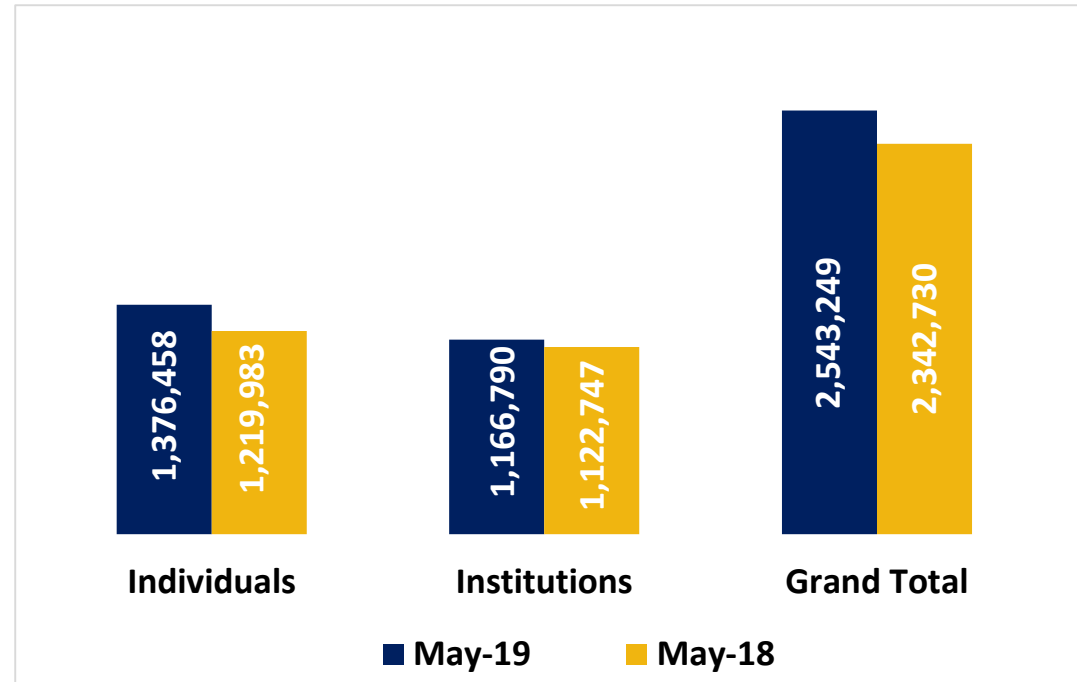
*Institutions include domestic and foreign institutions and banks.
Individuals include HNIs or investors who invest with a ticket size of Rs.5 lakhs or above.
Equity-oriented schemes include equity and balanced funds.*



Growth in Assets

The value of assets held by individual investors in mutual funds increased from Rs.12.20 lakh cr in May 2018 to Rs.13.76 lakh cr in May 2019, an absolute increase of 12.83%.

The value of Institutional assets have increased from Rs.11.23 lakh cr in May 18 to Rs.11.67 lakh cr in May 2019, an absolute increase of 3.92%.



Rs crores

*Institutions include domestic and foreign institutions and banks.
Rs. Lakh cr is equivalent to Rs. Trillion.*