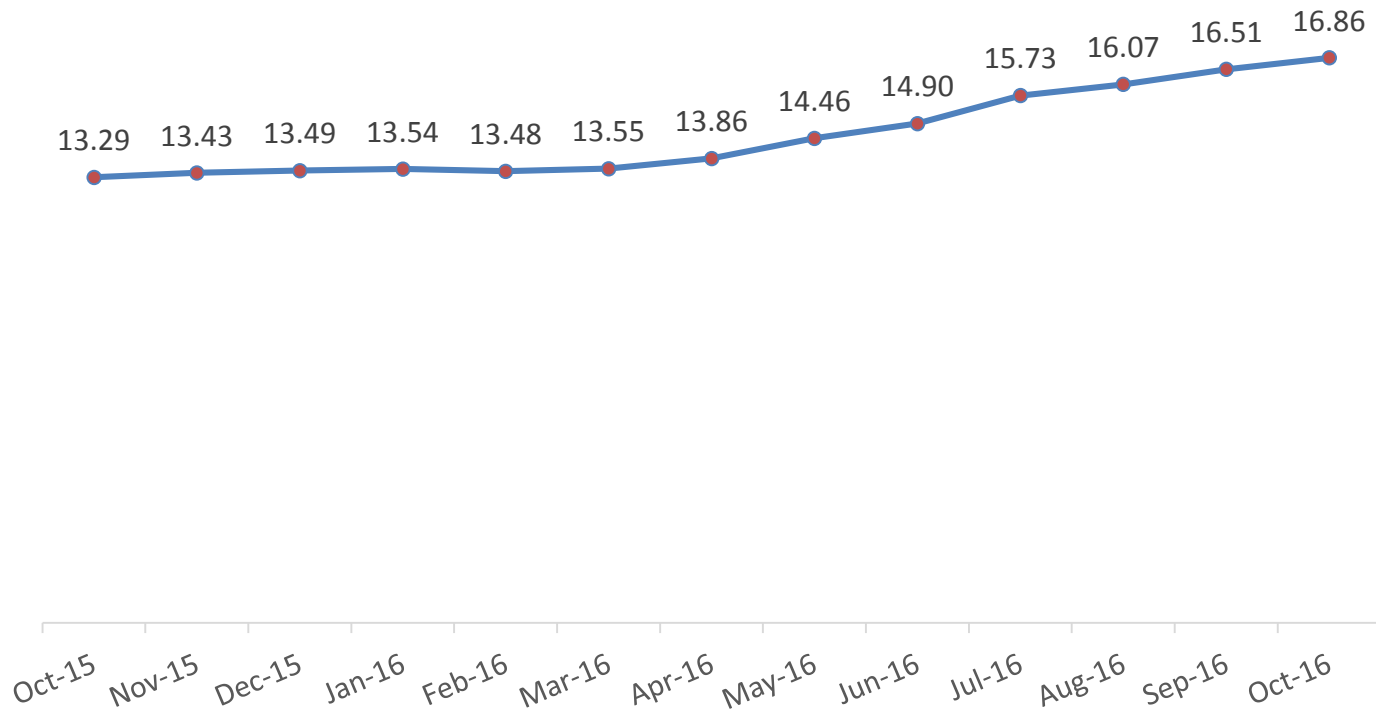


## Total Assets (Rs. Trillion)



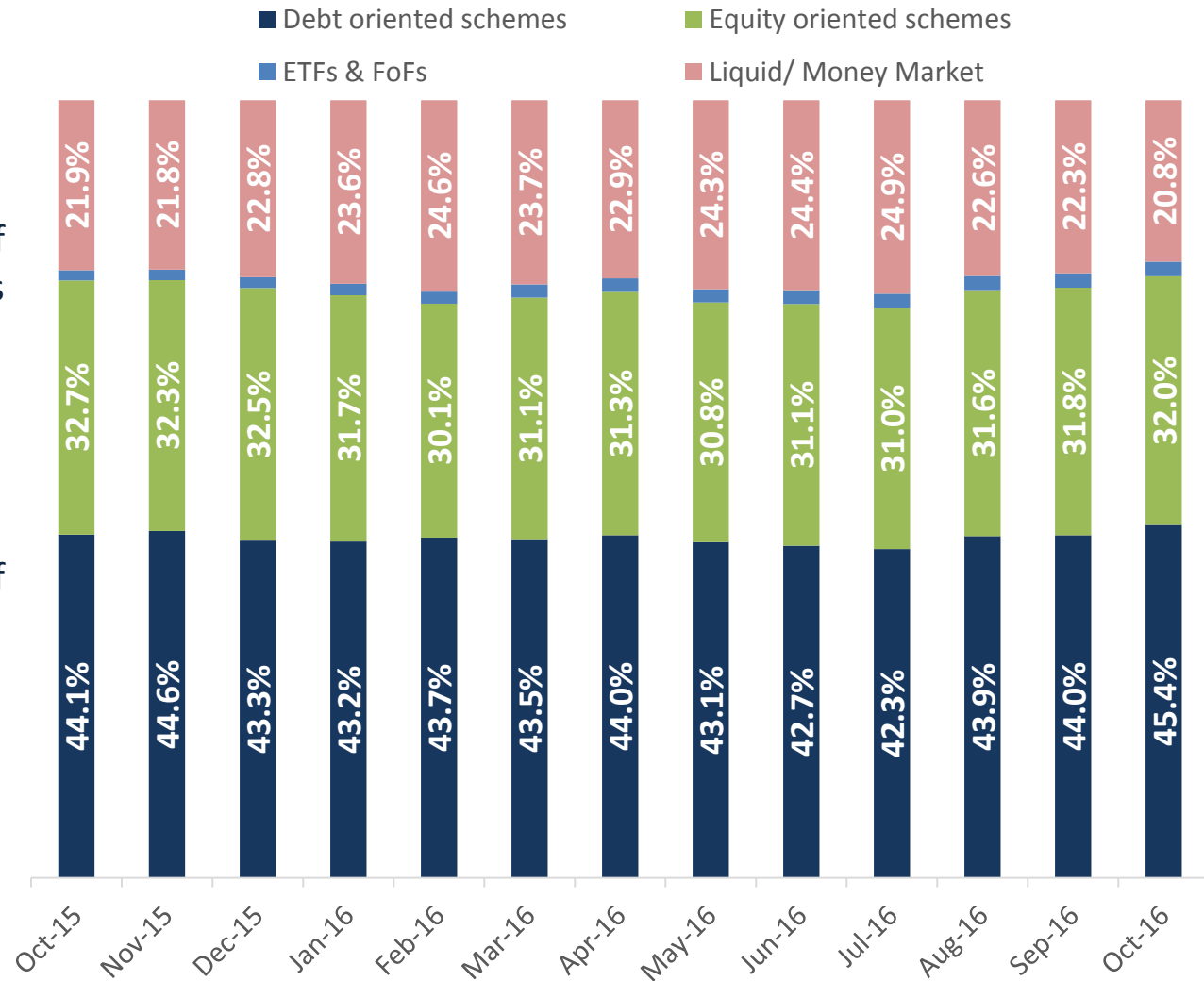
Assets managed by the Indian mutual fund industry have grown from Rs. 13.29 trillion in October 2015 to Rs. 16.86 trillion in October 2016. That represents a 27% growth in assets over October 2015.

*Assets are measured as average assets for the month.  
Rs. Trillion is equivalent to Rs. Lakh Cr.*

# Scheme wise Composition of Assets

The proportionate share of equity-oriented schemes is now 32% of the industry's assets in October 2016, down from 32.7% in October 2015.

The proportionate share of debt-oriented schemes is 45.4% of industry assets in October 2016, up from 44.1% in October 2015.



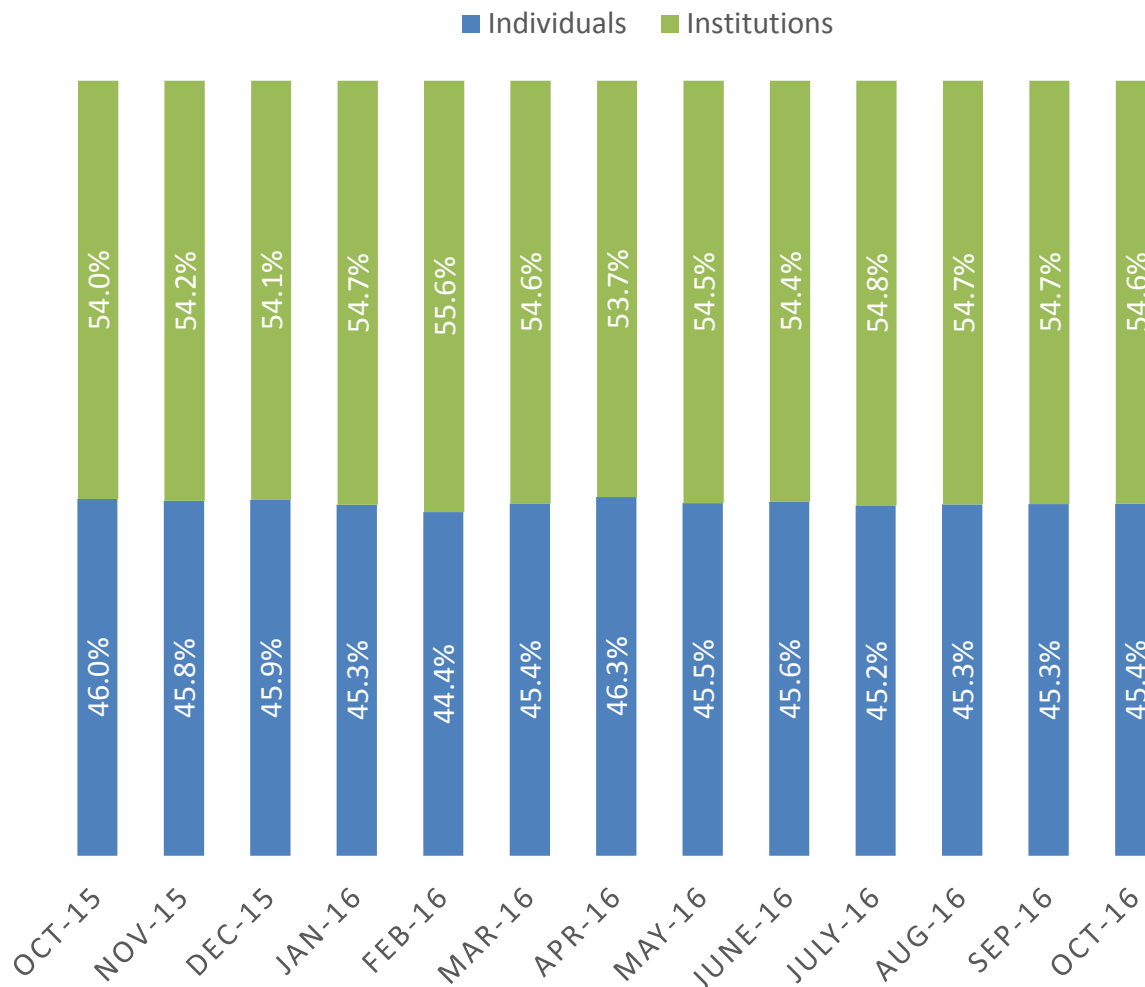
*Equity-oriented schemes include equity and balance funds.*

# Investor Type-wise Composition of Mutual Fund Assets



Individual investors now hold a lower share of industry's assets, i.e. 45.4% in October 2016, compared with 46% in October 2015.

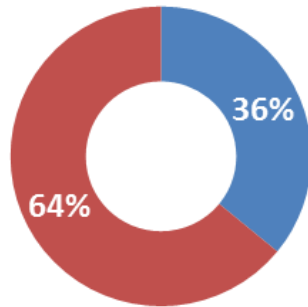
Institutional investors account for 54.6% of the assets, of which corporates are 85.7%. The rest are Indian and foreign institutions and banks.



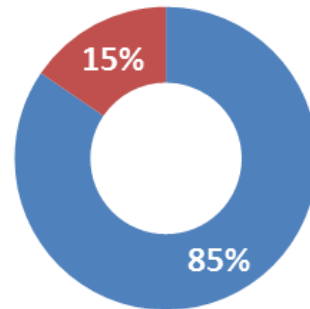
*Institutions include domestic and foreign institutions and banks.  
HNIs are investors who invest with a ticket size of Rs.5 lakhs or above.*

# Investor Categories Across Scheme Types

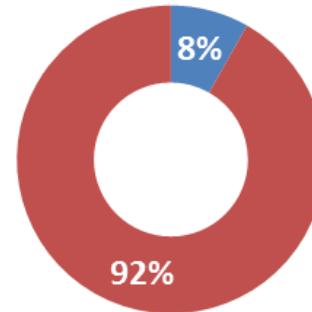
Debt Oriented Schemes



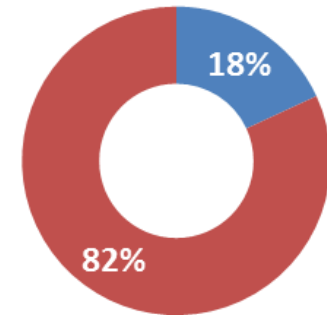
Equity Oriented Schemes



Liquid/ Money Market



ETFs, FoFs



■ Individual ■ Institutional

Equity-oriented schemes derive 85% of their assets from individual investors (Retail + HNI)

Institutional investors dominate liquid and money market schemes (92%), debt oriented schemes (64%) and ETF's, FOFs (82%).

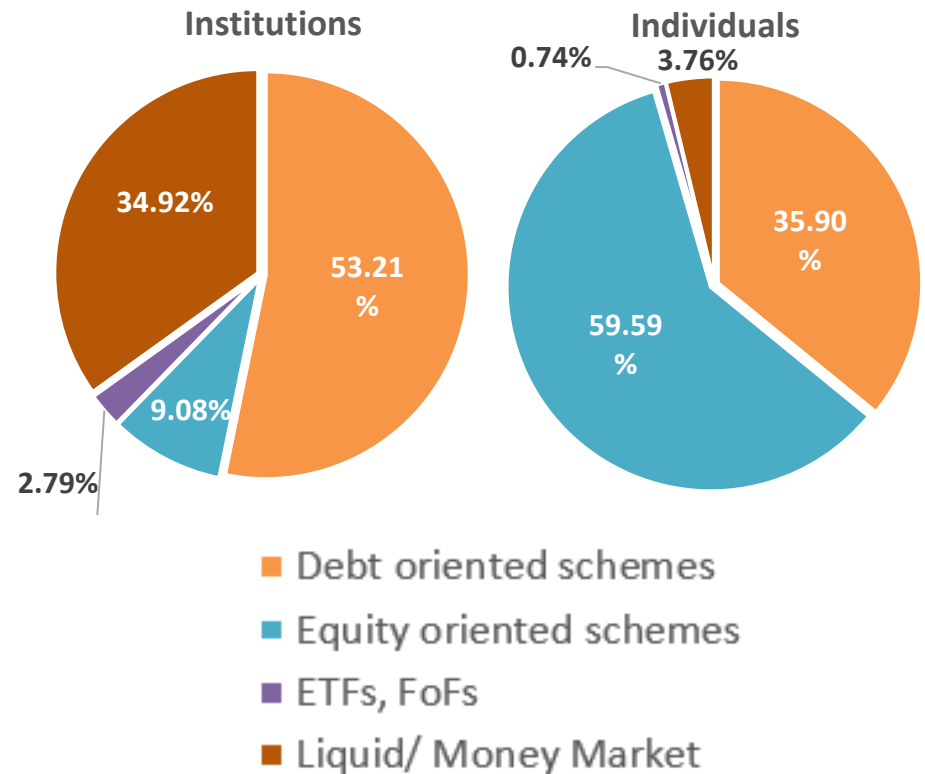
*Institutions include domestic and foreign institutions and banks.  
HNIs are investors who invest with a ticket size of Rs. 5 lakhs or above.  
Equity-oriented schemes include equity and balance funds.*

# Composition of Investors' Holdings

Individual investors primarily hold equity-oriented schemes while institutions hold liquid and debt-oriented schemes.

60% of individual investor assets are held in equity oriented schemes.

88% of institutions assets are held in liquid / money market schemes and debt-oriented schemes.



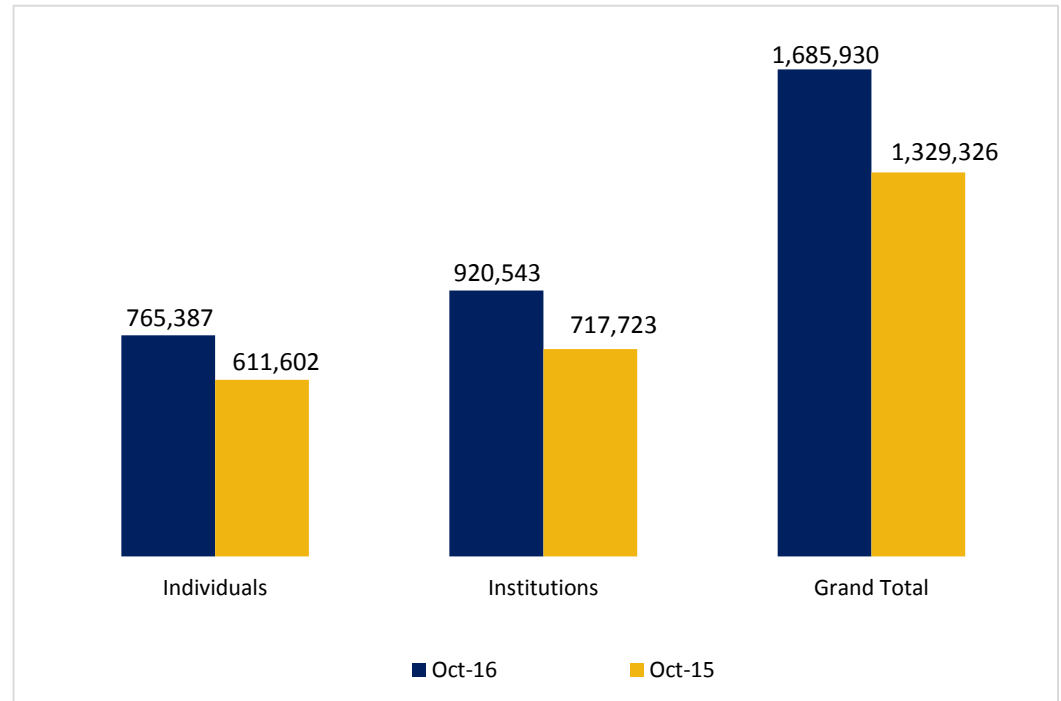
*Institutions include domestic and foreign institutions and banks.  
Individuals include HNIs or investors who invest with a ticket size of Rs. 5 lakhs or above.  
Equity-oriented schemes include equity and balance funds.*

## Growth in Assets



The value of assets held by individual investors in mutual funds increased from Rs.6.11 lakh cr in October 2015 to Rs. 7.65 lakh cr in October 2016, an absolute increase of 25.14%.

The growth in Institutional assets from Rs. 7.17 lakh cr to Rs. 9.20 lakh cr, an absolute growth of 28.26%.



*Rs crores*

*Institutions include domestic and foreign institutions and banks.  
Rs. Lakh cr is equivalent to Rs. Trillion.*