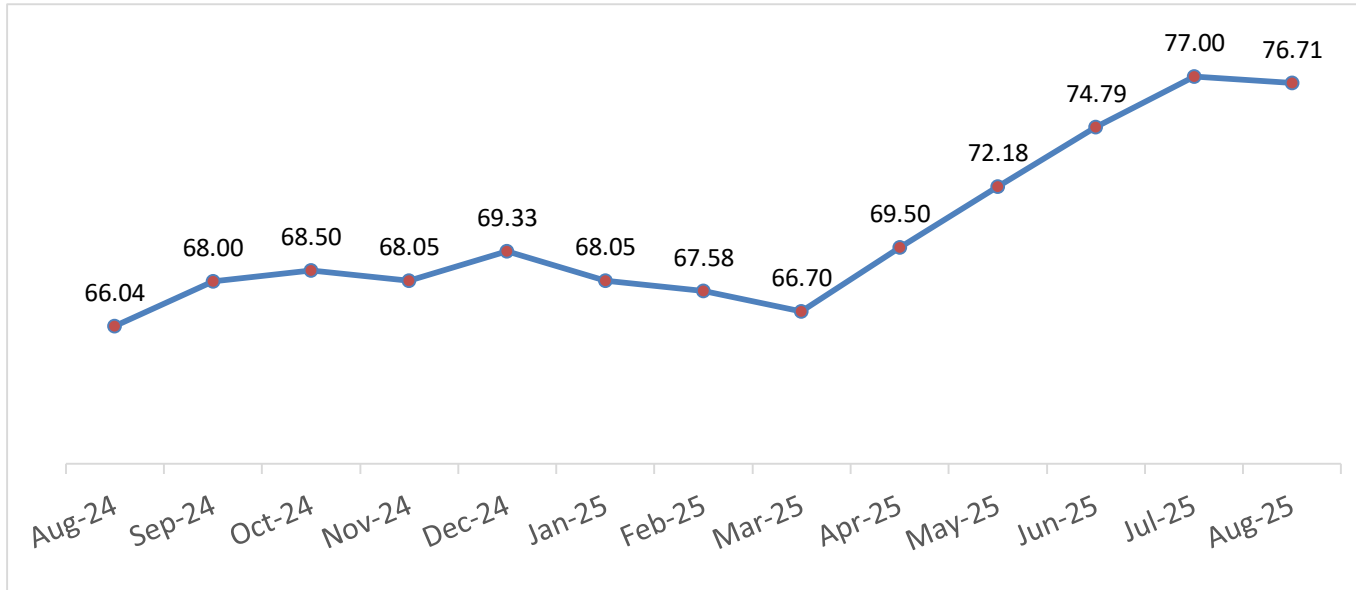




Total Assets (Rs. Trillion)



Assets managed by the Indian mutual fund industry has increased from Rs. 66.04 trillion in Aug 2024 to Rs. 76.71 trillion in Aug 2025. That represents 16.16% increase in assets over Aug 2024

*Assets are measured as average assets for the month.
Rs. Trillion is equivalent to Rs. lac Cr.*

Scheme wise Composition of Assets

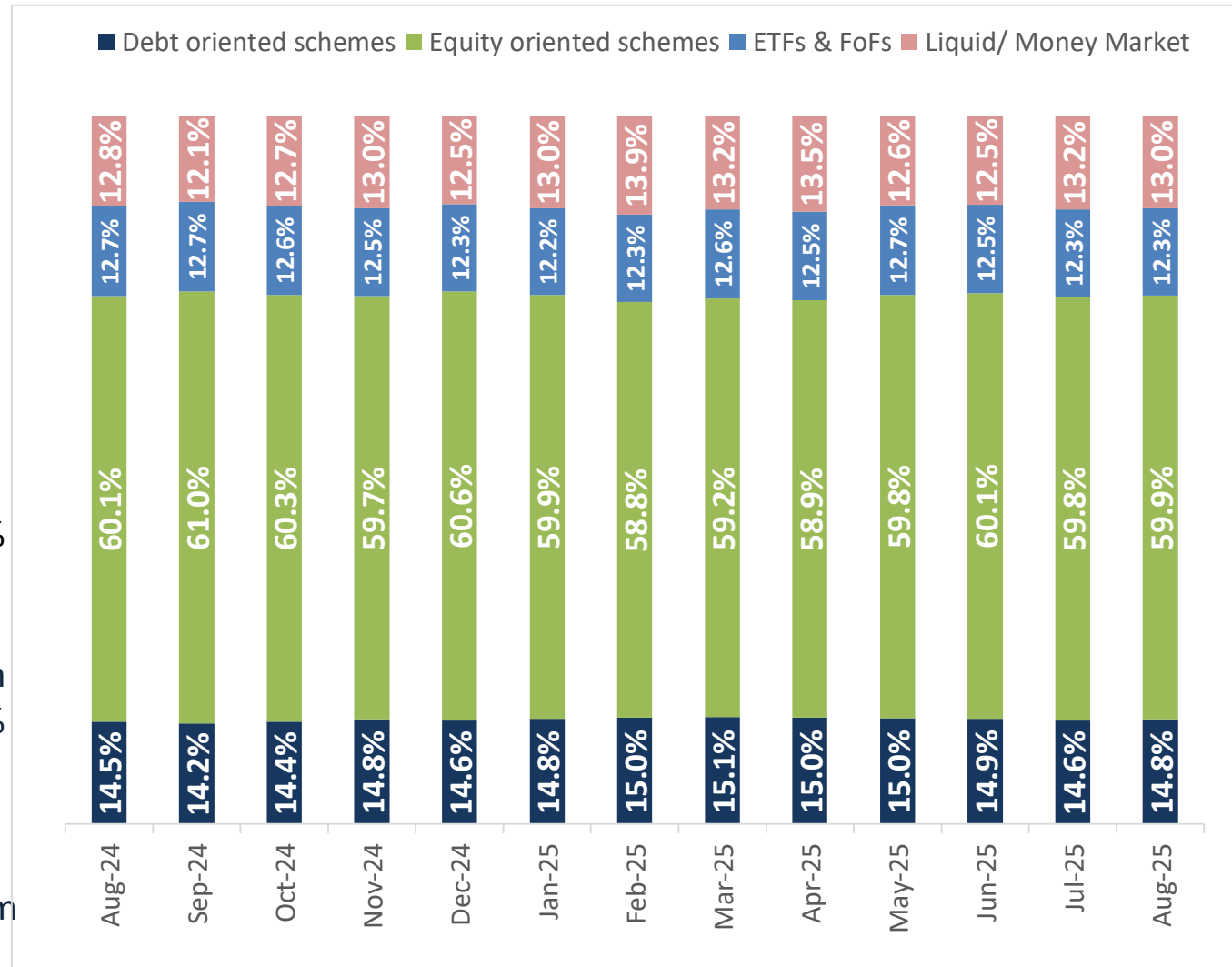


The proportionate share of equity-oriented schemes is now 59.9% of the industry assets in Aug 2025, down marginally from 60.1% in Aug 2024.

The proportionate share of debt-oriented schemes is 14.8% of industry assets in Aug 2025, down from 14.5% in Aug 2024.

ETF market share is 12.3% in Aug 2025, down from 12.7% in Aug 2024

Liquid/ Money Market share is 13.0% in Aug 2025, up from 12.8% in Aug 2024



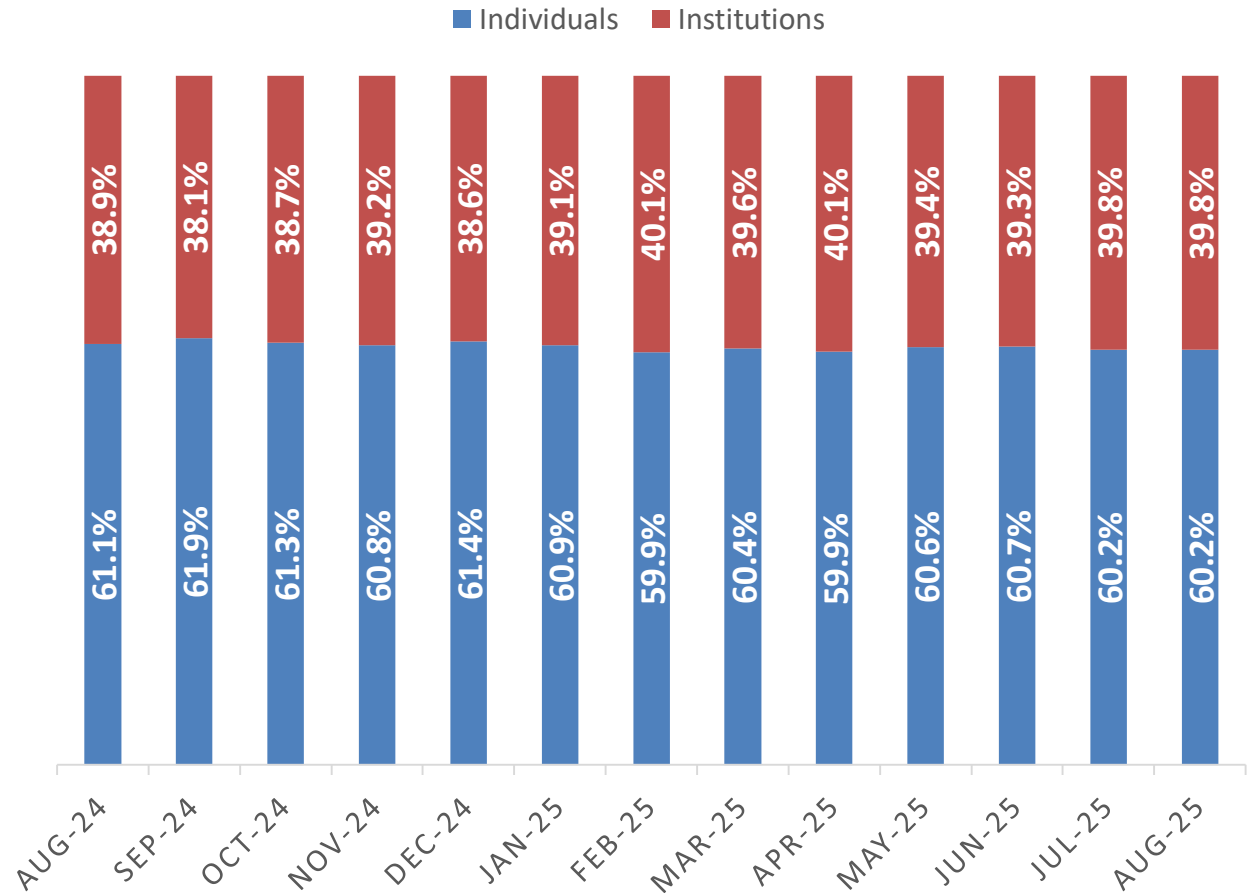
Equity-oriented schemes include equity and balance funds.

Investor Type-wise Composition of Mutual Fund Assets



Individual investors now hold a marginally low share of industry assets, i.e. 60.2% in Aug 2025, as compared to 61.1% Aug 2024

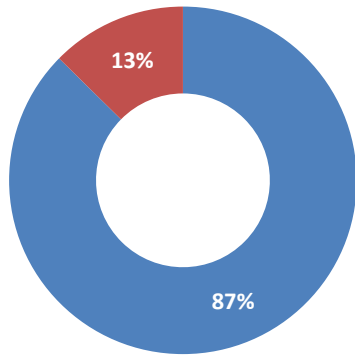
Institutional investors account for 39.8% of the assets. Out of this domestic corporates are 94% & rest is Indian and foreign institutions and banks.



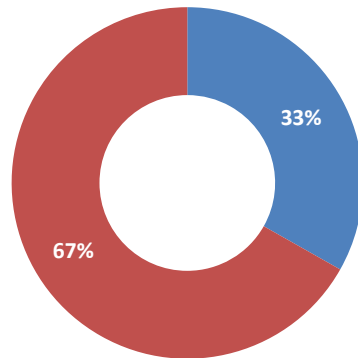
Institutions include domestic and foreign institutions and banks. HNIs are investors who invest with a ticket size of Rs.2 lakhs or above.

Investor Categories Across Scheme Types

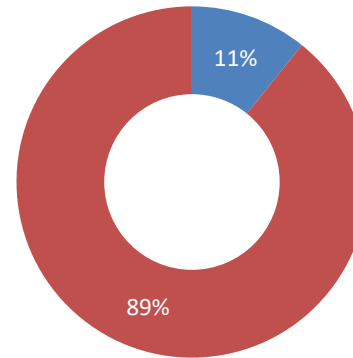
Equity Oriented Schemes



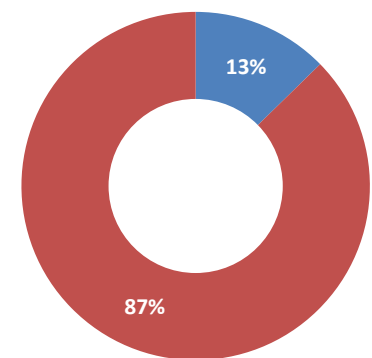
Debt Oriented Schemes



Liquid/ Money Market



ETFs, FoFs



■ Individual ■ Institutional

Equity-oriented schemes derive 87% of their assets from individual investors (Retail + HNI)

Institutional investors dominate liquid and money market schemes (89%), debt-oriented schemes (67%) and ETFs, FOFs (87%).

* In Aug 24-

- Equity-oriented schemes derived 88% of their assets from individual investors .
- Institutional investors dominated liquid and money market schemes (88%), debt-oriented schemes (63%) and ETFs, FOFs (89%).

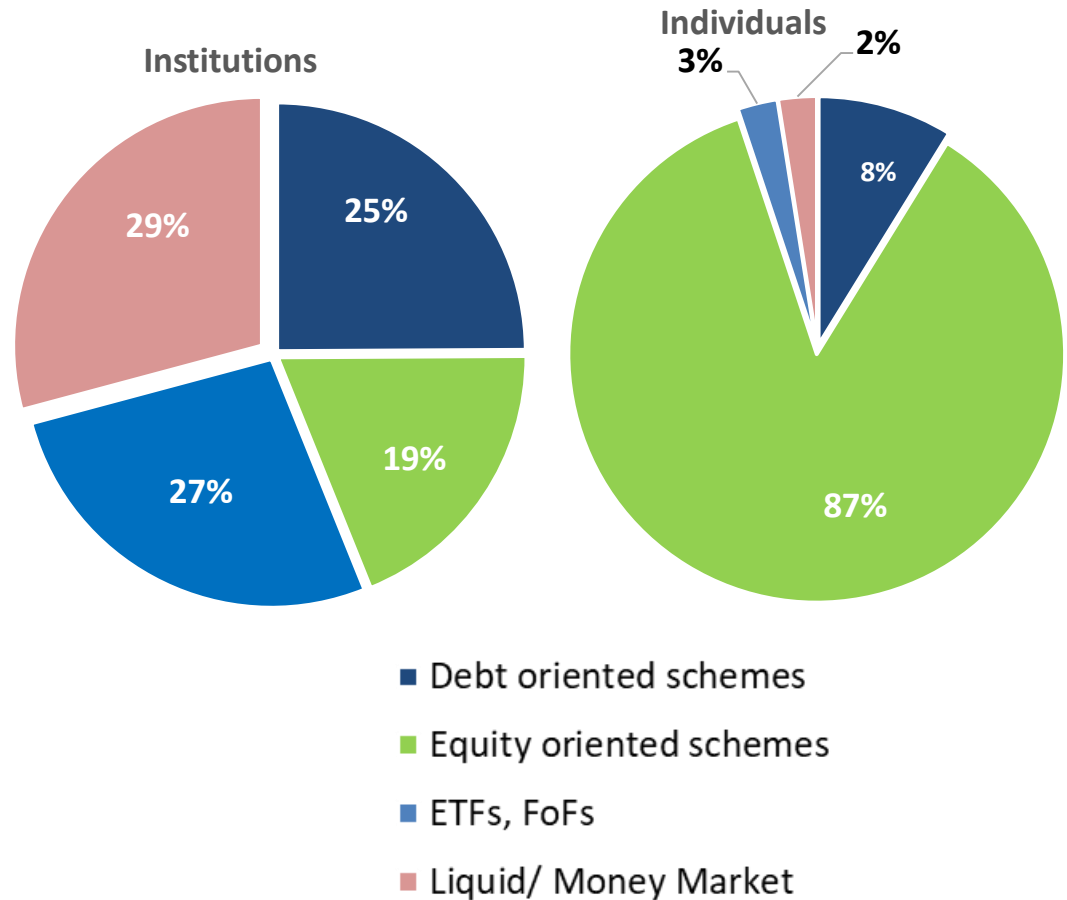
*Institutions include domestic and foreign institutions and banks.
HNIs are investors who invest with a ticket size of Rs. 2 lakhs or above.
Equity-oriented schemes include equity and balanced funds.*

Composition of Investors' Holdings

Individual investors primarily hold equity-oriented schemes while institutions hold liquid, debt-oriented schemes and ETFs, FoFs

87% of individual investor assets are held in equity-oriented schemes.

54% of institutions assets are held in liquid / money market schemes and debt-oriented schemes.



*Institutions include domestic and foreign institutions and banks.
Individuals include HNIs or investors who invest with a ticket size of Rs. 2 lakhs or above.
Equity-oriented schemes include equity and balanced funds.*

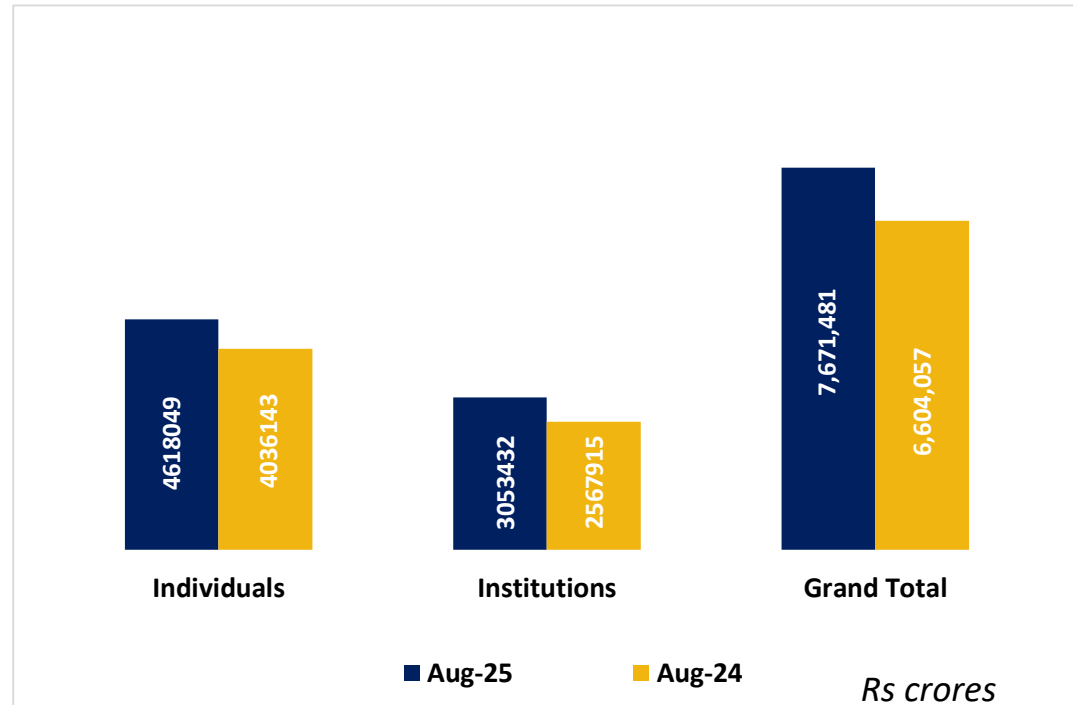


Growth in Assets

The value of assets held by individual investors in mutual funds increased from Rs.40.36 lac cr in Aug 2024 to Rs. 46.18 lac cr in Aug 2025, an increase of 5.82 Lac Cr i.e 14.42%.

The value of Institutional assets has increased from Rs.25.68 lac cr in Aug 24 to Rs.30.53 lac cr in Aug 2025 an increase of 4.85 Lac Cr i.e 18.91%.

Overall Increase in assets is 10.67 Lac cr i.e 16.16%



*Institutions include domestic and foreign institutions and banks.
Rs. lac cr is equivalent to Rs. Trillion.*